

CERTAINEED VINYL CARPENTRY™ SOFFIT & VERTICAL SIDING

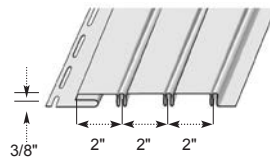
BEADED SOFFIT- CERTAINEED

The classic appearance of wainscoting, offers the look of fine detailing and craftsmanship.

- Solid and invisibly vented styles
- Extra-long slip lock design for secure installation
- Low-gloss, smooth finish
- 8 Colors
- .039" thickness
- Virtually maintenance free - never needs painting
- Class 1(A) fire rating
- Lifetime limited warranty

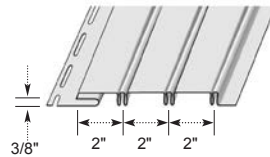
TRIPLE 2" SOLID SOFFIT & VERTICAL SIDING

Finish	Smooth
Length	12' 6"
Thickness	.039"
Exposure	6"
Projection	3/8"
Squares/Ctn.	1



TRIPLE 2" VENTED SOFFIT

Finish	Smooth
Length	12' 6"
Thickness	.039"
Exposure	6"
Projection	3/8"
Squares/Ctn.	1



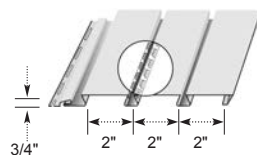
INVISIVENT® SOFFIT – CERTAINEED

Triple 3-1/3 Super Ventilated Soffit provides more than 10 inches of intake ventilation, the highest performance of any vinyl soffit, making it ideal for an effective air balance system. The solid version can be used as either a solid soffit or vertical siding.

- 10sq." Net-free area/sq. foot
- Hidden Vents
- Low gloss matte finish
- 12 colors
- 3/4" panel projection
- .044" thick

TRIPLE 3-1/3"

Finish	Matte
Length	12'
Thickness	.044"
Exposure	10"
Projection	3/4"
Squares/Ctn.	2



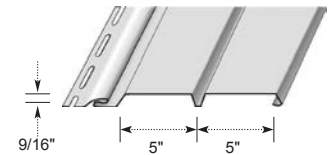
IRONMAX™ SOFFIT – CERTAINEED

Combines the attractive appeal of wood with the rigidity and durability of premium extra-thick vinyl.

- Solid and fully vented styles
- Extra-thick .046" construction for optimum strength and flat face appearance
- Unique lock design for secure installation
- 30 low-gloss, woodgrain colors
- Virtually maintenance free - never needs painting
- Class 1(A) fire rating
- Lifetime limited warranty

DOUBLE 5" SOLID SOFFIT & VERTICAL SIDING

Finish	Woodgrain
Length	12'
Thickness	.046"
Exposure	10"
Projection	9/16"
Squares/Ctn.	2



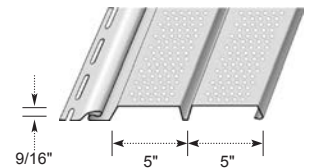
UNIVERSAL SOFFIT – CERTAINEED

Beautifies the overhangs of any home and delivers outstanding performance, quality and durability.

- Solid, fully vented, and center vented styles
- Low-gloss matte finish
- 36 colors (Center vented in Colonial White only)
- .040" thickness
- Virtually maintenance free - never needs painting
- Class 1(A) fire rating
- Lifetime limited warranty

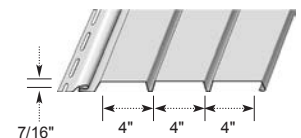
DOUBLE 5" FULLY VENTED SOFFIT

Finish	Woodgrain
Length	12'
Thickness	.046"
Exposure	10"
Projection	9/16"
Squares/Ctn.	2



TRIPLE 4" SOLID SOFFIT & VERTICAL SIDING

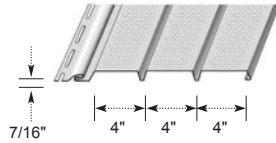
Finish	Matte
Length	12'
Thickness	.044"
Exposure	12"
Projection	7/16"
Squares/Ctn.	192



UNIVERSAL SOFFIT – CERTAINTEED CONT.

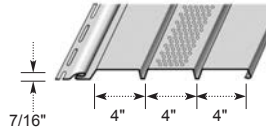
TRIPLE 4" FULLY VENTED SOFFIT

Finish	Matte
Length	12'
Thickness	.040"
Exposure	12"
Projection	7/16"
Squares/Ctn.	192



TRIPLE 4" CENTER VENTED SOFFIT

Finish	Matte
Length	12'
Thickness	.040"
Exposure	12"
Projection	7/16"
Squares/Ctn.	192



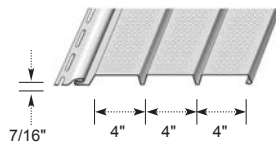
VALUE SOFFIT – CERTAINTEED

Dependable performance at an economical price.

- Soffit use only
- Low-gloss, matte finish
- Available in Colonial White only
- Lifetime limited warranty
- Virtually maintenance free - never needs painting
- Class 1(A) fire rating

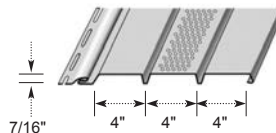
TRIPLE 4" FULLY VENTED SOFFIT

Finish	Matte
Length	12'
Thickness	.036"
Exposure	12"
Projection	7/16"
Squares/Ctn.	192



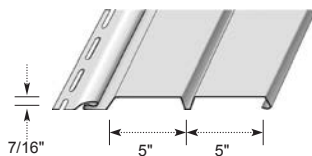
TRIPLE 4" CENTER VENTED SOFFIT

Finish	Matte
Length	12'
Thickness	.036"
Exposure	12"
Projection	7/16"
Squares/Ctn.	192



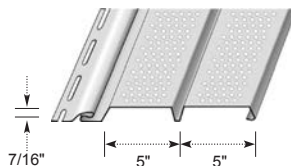
DOUBLE 5" SOLID SOFFIT

Finish	Matte
Length	12'
Thickness	.038"
Exposure	10"
Projection	7/16"
Squares/Ctn.	2



DOUBLE 5" FULLY VENTED SOFFIT

Finish	Matte
Length	12'
Thickness	.038"
Exposure	10"
Projection	7/16"
Squares/Ctn.	2



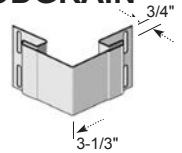
VINYL CARPENTRY™ ACCESSORIES

CORNER SYSTEMS – CERTAINTEED

Create the look of true wood craftsmanship with a complete line of decorative accents and trim pieces. Designed to add distinction to windows, doors, corners, gables and soffit areas, these products provide an authentic painted wood look. Available in a variety of colors to match or contrast with siding, Vinyl Carpentry Decorative Trim works beautifully for both remodeling and new construction.

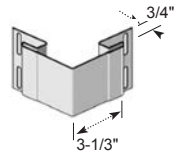
3/4" CORNERPOST -10' & 20' WOODGRAIN

Finish	Woodgrain	Woodgrain
Length	10'	20'
Face	3-1/3"	3-1/3"
Lin. Ft./Ctn.	100	120



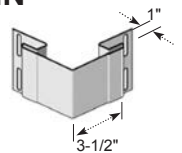
3/4" CORNERPOST -10' MATTE

Finish	Matte
Length	10'
Face	3-1/3"
Lin. Ft./Ctn.	100



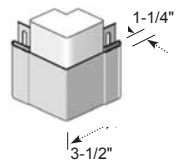
1" CORNERPOST -10' WOODGRAIN

Finish	Woodgrain
Length	10'
Face	3-1/2"
Lin. Ft./Ctn.	100



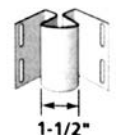
1-1/4" INSULATED CORNERPOST -10' WOODGRAIN

Finish	Woodgrain
Length	10'
Face	3-1/2"
Lin. Ft./Ctn.	100



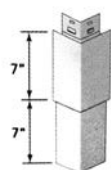
3/4" INSIDE CORNERPOST MATTE

Finish	Matte
Length	10'
Channel	3/4"
Lin. Ft./Ctn.	100



D7" PERFECTION MITERED CORNERPOST


Finish	Cedar Grain
Length	14'
Lin. Ft./Ctn.	23' 4"



CORNER SYSTEMS – CEDAR IMPRESSIONS

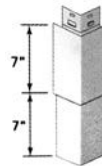
T5" STRAIGHT EDGE PERFECTION MITERED CORNERPOST

Finish Cedar Grain
 Length 15"
 Lin. Ft./Ctn. 25




D7" STRAIGHT EDGE PERFECTION MITERED CORNERPOST

Finish Cedar Grain
 Length 14"
 Lin. Ft./Ctn. 23' 3"



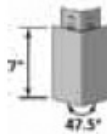
D7" STRAIGHT EDGE PERFECTION MITERED INSIDE CORNERPOST

Finish Cedar Grain
 Length 14"
 Lin. Ft./Ctn. 23' 3"



S7" MITERED BAY WINDOW OUTSIDE CORNERPOST


Finish Cedar Grain
 Length 7"
 Lin. Ft./Ctn. 11' 8"



Work only with D7" Straight Edge Perfection Shingles

S7" MITERED BAY WINDOW OUTSIDE CORNERPOST

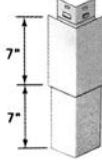
Finish Cedar Grain
 Length 7"
 Lin. Ft./Ctn. 11' 8"



Work only with D7" Straight Edge Perfection Shingles

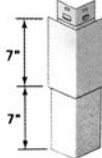
D7" STAGGERED PERFECTION MITERED CORNERPOST

Finish Cedar Grain
 Length 14"
 Lin. Ft./Ctn. 23' 3"



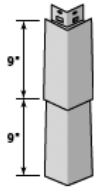
D7" STRAIGHT EDGE ROUGH-SPLIT MITERED CORNERPOST

Finish Cedar Shake
 Length 14"
 Lin. Ft./Ctn. 23' 4"



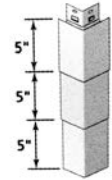
D7" STRAIGHT EDGE ROUGH-SPLIT MITERED CORNERPOST

Finish Cedar Shake
 Length 18-1/2"
 Lin. Ft./Ctn. 31'



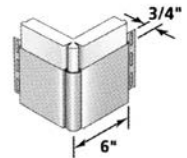
T5" PERFECTION MITERED CORNERPOST

Finish Cedar Grain
 Length 15"
 Lin. Ft./Ctn. 25



BEADED SUPERCORNER™ (WITH FOAM INSERT)

Finish Matte
 Length 20'
 Lin. Ft./Ctn. 120



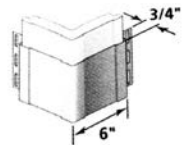
BEADED SUPERCORNER™ INSERT

Finish Matte
 Length 10'
 Lin. Ft./Ctn. 240



TRADITIONAL SUPERCORNER™ (WITH FOAM INSERT)

Finish Matte
 Length 10'
 Lin. Ft./Ctn. 120



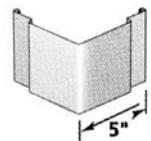
QUARTER ROUND INSERT

Finish Matte
 Length 20'
 Lin. Ft./Ctn. 200



5" CORNER CAP

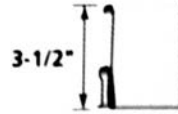
Finish Matte
 Length 10'
 Lin. Ft./Ctn. 50



LINEALS – CERTAINTEED

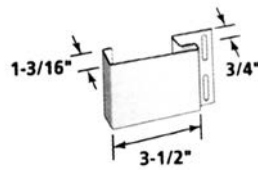
3-1/2" SNAP-ON LINEAL

Finish Matte
 Length 12' 6"
 Lin. Ft./Ctn. 300



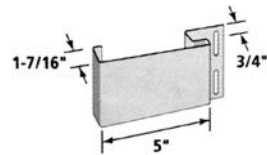
3-1/2" LINEAL

Finish Matte
 Length 20'
 Lin. Ft./Ctn. 200



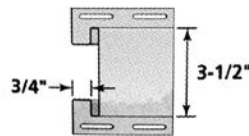
5" LINEAL

Finish Matte
 Length 20'
 Lin. Ft./Ctn. 200



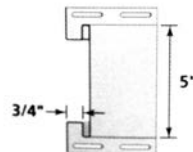
3-1/2" DOUBLE CHANNEL LINEAL

Finish Matte
 Length 18'
 Lin. Ft./Ctn. 180



5" DOUBLE CHANNEL LINEAL

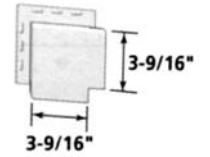
Finish Matte
 Length 18'
 Lin. Ft./Ctn. 180



DECORATIVE TRIM – CERTAINTEED

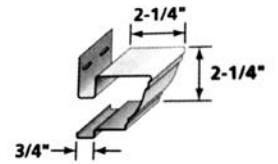
3-1/2" CORNER BLOCK

Finish Matte



CROWN MOLDING

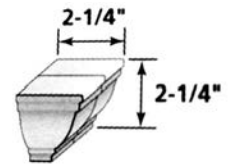
Finish Matte
 Length 10'
 Lin. Ft./Ctn. 100



CROWN MOLDING CAP

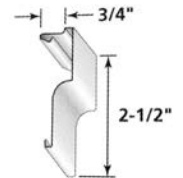
Finish Matte

Each whole unit represents a pair and can be cut in half to create left and right end caps.



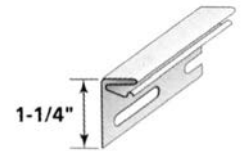
CORNICE MOLDING

Finish Matte
 Length 12' 6"
 Lin. Ft./Ctn. 300



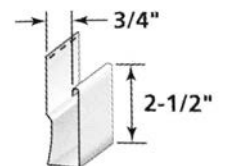
CORNICE RECEIVER

Finish Matte
 Length 12' 6"
 Lin. Ft./Ctn. 300



2-1/2" WINDOW & DOOR CASING

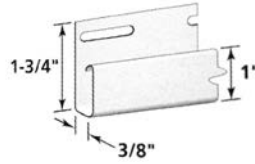
Finish Matte
 Length 12' 6"
 Lin. Ft./Ctn. 250



J-CHANNEL – CERTAINTEED

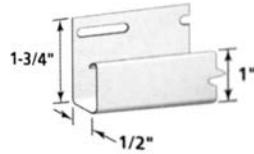
3/8" J-CHANNEL

Finish Matte
 Length 12' 6"
 Channel 3/8"
 Lin. Ft./Ctn.: 600



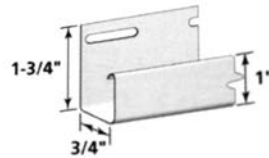
1/2" J-CHANNEL

Finish Matte
 Length 12' 6"
 Channel 1/2"
 Lin. Ft./Ctn.: 600



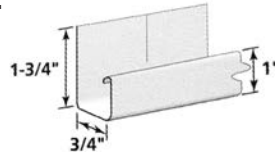
3/4" J-CHANNEL

Finish Matte
 Length 12' 6"
 Channel 3/4"
 Lin. Ft./Ctn.: 600



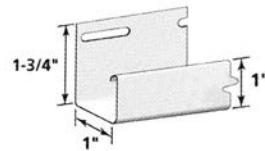
3/4" FLEXIBLE J-CHANNEL

Finish Matte
 Length 12' 6"
 Channel 3/4"
 Lin. Ft./Ctn.: 125



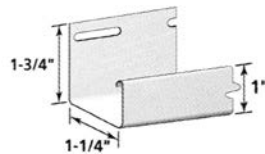
1" J-CHANNEL

Finish Matte
 Length 12' 6"
 Channel 1"
 Lin. Ft./Ctn. 500



1-1/4" J-CHANNEL

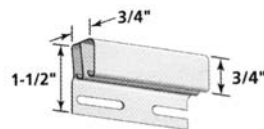
Finish Matte
 Length 12' 6"
 Channel 1-1/4"
 Lin. Ft./Ctn. 600



FUNCTIONAL TRIM- CERTAINTEED

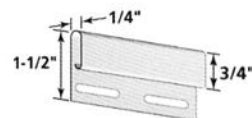
DUAL UNDERSILL TRIM

Finish Matte
 Length 12'6"
 Lin.Ft./Ctn. 450



UNDERSILL TRIM

Finish Matte
 Length 12'6"
 Lin.Ft./Ctn. 600



APEX FIBERGLASS

ULTREX SIDING SYSTEM – APEX

APEX is an innovative new siding system that improves upon virtually every single critical area of siding and trim performance and aesthetics. APEX is made with Ultrex®, a patented pultruded fiberglass pioneered by Marvin®, that through a proprietary manufacturing process has been incorporated with an integrated acrylic finish. This unique process provides APEX siding with its unmatched strength, high moisture and impact resistance, and bold, rich colors that resist fading and don't require painting. The sum of which gives your home a truly distinctive look and enduring beauty.

- A built-in water management system to reduce rot and mold
- A durable finish, four times thicker than paint, that's integrated into the substrate
- Resists fading, chalking, warping and chipping
- Performs in extreme temperatures from 30 below zero to 350 above
- Three times lighter than fiber cement for ease in installation
- Integrated siding and trim options for a complete system
- Available in 4" and 7" lap siding
- Panels are 16'



4" SMOOTH FINISH



4" WOOD GRAIN



7" SMOOTH FINISH



7" WOOD GRAIN



	4" LAP SIDING		7" OUTSIDE CORNER		OUTSIDE CORNER END CAP
	4" SEAM FLASHING		7" CORNER CAP		BRICKMOULD CORNER KEY
	1.5" STARTER STRIP		INSIDE CORNER		3.5" CASING CORNER KEY
	7" LAP SIDING		3.5" RECEIVER CORNER		SIMPLE FRIEZE/BELLY BOARD CORNER CAP
	7" SEAM FLASHING		3.5" CASING		45 DEGREE OUTSIDE CORNER POST
	3.5" STARTER STRIP		BRICKMOULD		45 DEGREE INSIDE CORNER POST
	RECEIVER TRIM		SIMPLE FRIEZE/BELLY BOARD		45 DEGREE OUTSIDE CORNER END CAP
	FINISH TRIM		RECEIVER CORNER CAP		45 DEGREE INSIDE CORNER END CAP
	3.5" OUTSIDE CORNER		3.5" CASING TOP/BOTTOM CAP		3.5" ALIGNMENT KEY

