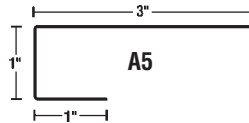


ROOF EDGING AND TRIM – BERGER

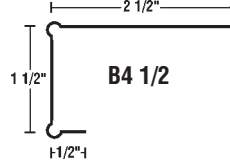
A-5 DRIP EDGE

- .0125 Aluminum is Available in White (WA), Royal Brown (BA) and Mill Finished (MF)
- 500/ctn.



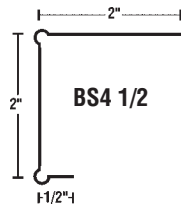
B4 1/2 ROOF EDGE

- .019 Painted Aluminum is Available in White (WA) and Royal Brown (BA).
- 500/ctn.



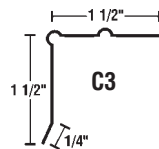
BS4 1/2 ROOF EDGE

- .019 Painted Aluminum is Available in White (WA) and Royal Brown (BA).
- 500/ctn.



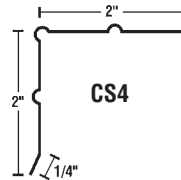
C3 DRIP EDGE

- .019 Aluminum is Available in White (WA), Royal Brown (BA) and Mill Finished (MF).
- .0125 Aluminum is Available in White (WA) and Mill Finished (MF).
- 500/ctn.



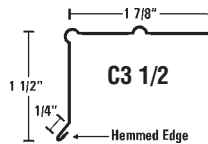
CS4 DRIP EDGE

- .019 Aluminum is Available in White (WA), Royal Brown (BA) and Mill Finished (MF).
- .0125 Aluminum is Available in White (WA), Royal Brown (BA) and Mill Finished (MF).
- Aluminum - 500/ctn.
- 16 oz. Copper
- Copper - 200/ctn.



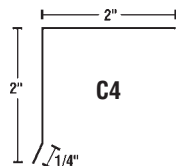
C3 1/2 DRIP EDGE

- .019 Aluminum is Available in White (WA), Royal Brown (BA), Musket Brown (MB).
- .016 Aluminum is Available in White (WA) and Royal Brown (BA).
- .0125 Aluminum is Available in White Only.
- .019, .016, .125 Aluminum - 500/ctn.
- 16 oz. Copper
- Copper - 200/ctn.



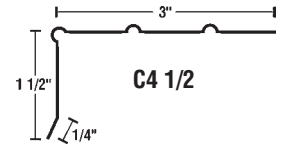
C4 DRIP EDGE

- 16 oz. Copper
- Copper - 200/ctn.



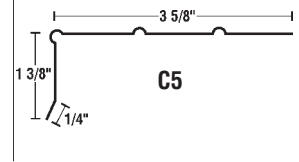
C4 1/2 DRIP EDGE

- .024 Aluminum is Available in White (W) and Requires a 2 Week Lead Time.
- .024 Aluminum is 250/ctn.
- .019 Aluminum is Available in White (WA), Royal Brown (BA), Black (BK), Musket Brown (MB) and Mill Finished (MF).
- .016 Aluminum is Available in White (WA), Royal Brown (BA) and Mill Finished (MF).
- .0125 Aluminum is Available in White Only.
- .019, .016, .125 Aluminum - 500/ctn.
- 16 oz. Copper
- Copper - 200/ctn.
- 28 Gauge Painted Galvanized Steel is Available in White (WA), Royal Brown (BA).
- Galvanized Steel - 200/ctn.



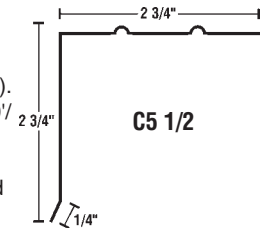
C5 DRIP EDGE

- .0125 Aluminum is Available in White (WA), Royal Brown (BA) and Mill Finished (MF)
- Aluminum - 500/ctn.



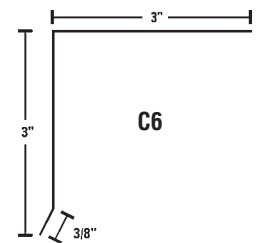
C5 1/2 DRIP EDGE

- .032 Aluminum and .024 Aluminum are Available in White (W) and Royal Brown (B).
- .032 Aluminum and .024 Aluminum are 250/ctn.
- .019 Aluminum is Available in White (WA), Royal Brown (BA), Musket Brown (MB) and Mill Finished (MF).
- .016 Aluminum Available in White (WA) and Royal Brown (BA).
- .019, .016, .125 Aluminum - 500/ctn.
- 16 oz. Copper
- Copper - 150/ctn.
- 28 Gauge Painted Galvanized Steel is Available in White (WS) and Brown (BS).
- Galvanized Steel - 200/ctn.



C6 DRIP EDGE

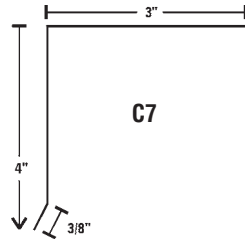
- .032 Aluminum is Available in High Gloss (HG) or Low Gloss White (WB), Royal Brown (BA), Dark Bronze (DZ) and Mill Finished (MF).
- Aluminum - 250/ctn.
- 26 Gauge Painted Galvanized Steel is Available in White (WS) and Bronze (BZ).
- 28 Gauge Galvanized Steel is 100/ctn and 26 Gauge Galvanized Steel is 200/ctn.
- 26 Gauge G90 Galvanized Steel MEETS FLORIDA BUILDING CODE.
- 16 oz. Copper
- Copper - 100/ctn.



ROOF EDGING AND TRIM - BERGER CONT'D

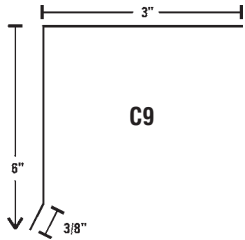
C7 DRIP EDGE

- .032 Painted Aluminum is Available in White (WB), Royal Brown (BA), Dark Bronze (DB) and Mill Finished (MF).
- Painted Aluminum - 250'/ctn.



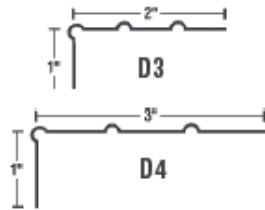
C9 DRIP EDGE

- .032 Painted Aluminum is Available in White Only. • Requires a 2 Week Lead Time.
- Painted Aluminum - 250'/ctn.



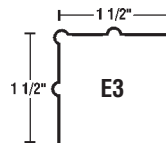
D3 AND D4 RAKE EDGE

- .019 Painted Aluminum is Available in White (WA) and Royal Brown (BA).
- Painted Aluminum - 500'/ctn.



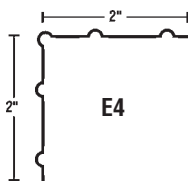
E3 ROOFERS ANGLE

- .019 Painted Aluminum is Available in White (WA) and Royal Brown (BA).
- .016 Painted Aluminum is Available in White Only. Painted
- Aluminum - 500'/ctn.



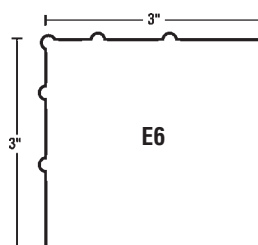
E4 ROOFERS ANGLE

- .019 Aluminum is Available in White (WA), Royal Brown (BA) and Mill Finished (MF).
- .016 Painted Aluminum is Available in White (WA) and Royal Brown (BA).
- Aluminum - 500'/ctn.



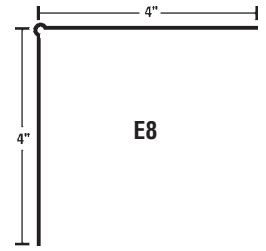
E6 ROOFERS ANGLE

- .019 Painted Aluminum is Available in White (WA) and Royal Brown (BA). • .016 Painted Aluminum is Available in White (WA) and Royal Brown (BA).
- Painted Aluminum - 500'/ctn.
- 26 Gauge Painted Galvanized Steel is Available in White Only.



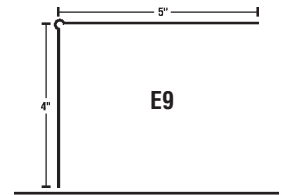
E8 ROOFERS ANGLE

- .019 Painted Aluminum is Available in White (WA) and Royal Brown (BA).
- Painted Aluminum - 250'/ctn.
- 26 gauge Galvanized Steel - 200'/ctn.



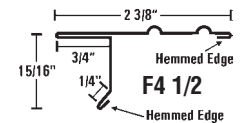
E9 ROOFERS ANGLE

- 16 oz. Copper
- Copper - 150'/ctn.




F4 1/2 DRIP EDGE

- .019 Aluminum is Available in White (WA), Royal Brown (BA), Black (BK), Clay (CL), Musket Brown (MB), and Mill Finished (MF).
- .016 Painted Aluminum and .0125 Painted Aluminum are Available in White (WA) and Royal Brown (BA).
- .019, .016, .125 Aluminum - 500'/ctn.
- 16 oz. Copper
- Copper - 200'/ctn.
- 30 Gauge Galvanized Steel
- Galvanized Steel - 250'/ctn.
- Painted Galvanized Steel is Available in White (W), Brown (B) and Black (K).
- Painted Galvanized Steel - 250'/ctn.



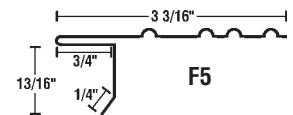
FSN4 1/2 HIGH TENSILE DRIP EDGE

- .014 Painted Aluminum is Available in White (W), Royal Brown (B) and Black (K).
- .0125 Painted Aluminum is Available in White (W) and Brown (B).
- Painted Aluminum - 500'/ctn.



F5 DRIP EDGE

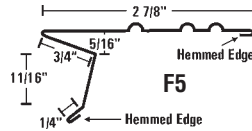
- .024 Painted Aluminum is Available in White (W) and Brown (B).
- .024 Aluminum is 250'/ctn.
- .019 Aluminum is Available in White (WA), Royal Brown (BA), Black (BK), Clay (CL), Musket Brown (MB), Ivory (IA) and Mill Finished (MF).
- .016 Painted Aluminum is Available in White (WA) and Royal Brown (BA).
- .019, .016 Aluminum - 500'/ctn.
- 16 oz. Copper
- Copper - 150'/ctn.
- 28 Gauge Painted Galvanized Steel is Available in White (WS) and Brown (BS).
- Galvanized Steel.



ROOF EDGING AND TRIM - BERGER CONT'D

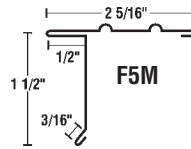
F5 OPEN DRIP EDGE

- .019 Aluminum and .0125 Aluminum are Available in White (WA), Royal Brown (BA) and Mill Finished (MF). .016 Painted Aluminum is Available in White (WA) and Royal Brown (BA).
- Aluminum - 500/ctn.
- 16 oz. Copper
- Copper - 150/ctn.



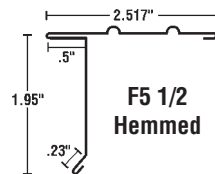
F5M (MEDIUM) DRIP EDGE

- .019 Aluminum is Available in White (WA), Royal Brown (BA), Clay (CL), Musket Brown (MB), and Mill Finished (MF).
- .016 Painted Aluminum is Available in White (WA), Clay (CL) and Royal Brown (BA).
- Aluminum - 500/ctn.
- 16 oz. Copper
- Copper - 150/ctn.
- 28 Gauge Galvanized Steel is 250/ctn
- .013 and .011 Painted Galvanized Steel are Available in White (W) and Brown (B).
- Galvanized Steel - 250/ctn.



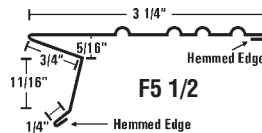
F5 1/2 HEMMED DRIP EDGE

- Painted Galvanized Steel is Available in White (WS) and Royal Brown.
- Galvanized Steel - 250/ctn.



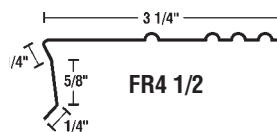
F5 1/2 OPEN DRIP EDGE

- .019 Aluminum is Available in White (WB), Royal Brown (BB) and Mill Finished (MF).
- .016 Painted Aluminum and .0125 Painted Aluminum are Available in White (W) and Royal Brown (B).
- Aluminum - 500/ctn.



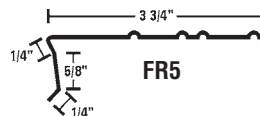
FR4 1/2 DRIP EDGE

- .019 Painted Aluminum and .016 Painted Aluminum are Available in White Only.
- Aluminum - 500/ctn.



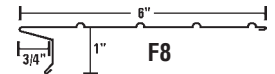
FR5 DRIP EDGE

- .019 Painted Aluminum is Available in White (WA), Royal Brown (BA) and Black (BK). .016 Painted Aluminum is Available in White (WA) and Royal Brown (BA).
- Aluminum - 500/ctn.
- 28 Gauge Galvanized Steel
- Galvanized Steel - 250/ctn



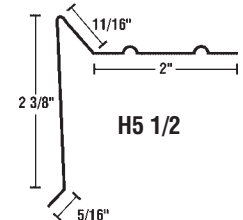
F8 DRIP EDGE

- .024 Painted Aluminum is Available in White Only.
- .019 Aluminum and .0125 Aluminum are Available in White (WA), Royal Brown (BA), Mill Finished (MF) and Black (BK) - No .0125 Black.
- Aluminum - 500/ctn.
- Copper - 150/ctn.
- 30 Gauge Galvanized Steel.
- 30 Gauge Painted Galvanized Steel is Available in White Only.



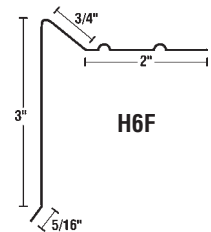
H5 1/2 SLAG STOP

- .019 Aluminum is Available in White (WA), Royal Brown (BA), Musket Brown (MB) and Mill Finished (MF).
- .016 Painted Aluminum is Available in White (WA) and Royal Brown (BA).
- Aluminum - 500/ctn.
- 16 oz. Copper
- Copper - 150/ctn.
- 28 Gauge Galvanized Steel.
- 28 Gauge Painted Galvanized Steel is Available in White (WS) and Brown (BS).
- Galvanized Steel - 200/ctn



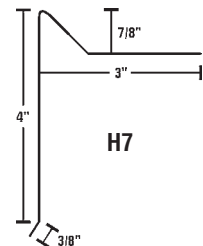
H6F SLAG STOP

- .032 Aluminum is Available in White (W), Royal Brown (B), Dark Bronze (D) and Mill Finished (M).
- .024 Painted Aluminum is Available in White Only.
- .032, .024 Aluminum - 250/ctn.
- .019 Aluminum is Available in White (WA), Royal Brown (BA), Musket Brown (MB) and Mill Finished (MF).
- .016 Painted Aluminum is Available in White (WA) and Royal Brown (BA).
- .019, .016 Aluminum - 500/ctn.
- 16 oz. Copper
- Copper - 150/ctn.
- 28 Gauge Galvanized Steel.
- 28 Gauge Painted Galvanized Steel is Available in White (WS) and Brown (BS).
- Galvanized Steel - 200/ctn



H7 SLAG STOP

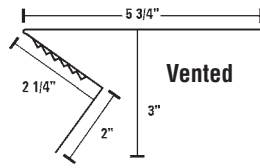
- .032 Aluminum is Available in High Gloss White (HG), Royal Brown (BR), Dark Bronze (DB) and Mill Finished (MF)
- Aluminum - 250/ctn.



ROOF EDGING AND TRIM - BERGER CONT'D

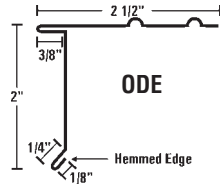
VENTED DRIP EDGE - 5.0 SQ. IN. OF NET FREE AREA PER LINEAR FT.

- 024 Aluminum is Available in High Gloss White (HG), Royal Brown (BR) and Mill Finished (MF).
- Aluminum - 200/ctn.
- 16 oz. Copper
- Copper - 100/ctn.



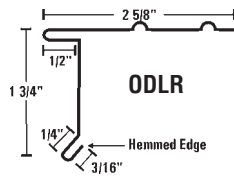
ODE OVERHANGING DRIP EDGE

- .019 Painted Aluminum is Available in White (WA), Royal Brown (BA), Dark Bronze (DB), Black (BK) and Clay (CL).
- .016 Painted Aluminum is Available in White (WA) and Royal Brown (BA).
- Aluminum - 500/ctn.
- 16 oz. Copper
- Copper - 150/ctn.



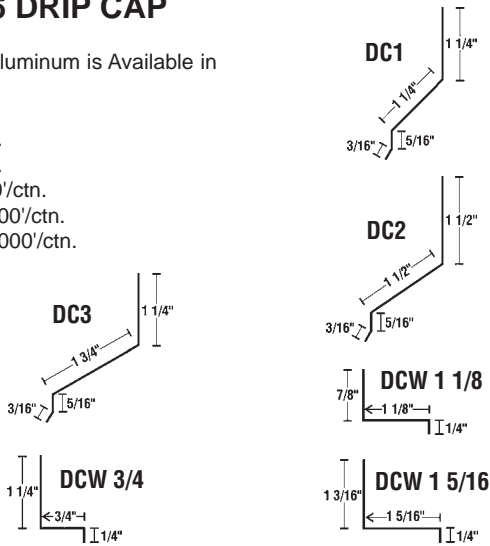
ODLR DRIP EDGE

- .019 Painted Aluminum is Available in White (WA) and Royal Brown (BA), Clay (CL), Black (BK), Desert Tan (DT), Musket Brown (MB), Prairie Sand (PS) and Sandstone Beige (SB).
- Aluminum - 500/ctn.



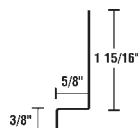
DC1, DC2, DC3, DCW 3/4, DCW 1 1/8, AND DCW 1 5/16 DRIP CAP

- .0125 Painted Aluminum is Available in White Only.
- DC1 - 500/ctn.
- DC2 - 1000/ctn.
- DC3 - 1000/ctn.
- DCW 3/4 - 1000/ctn.
- DCW 1 1/8 - 1000/ctn.
- DCW 1 5/16 - 1000/ctn.



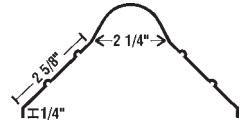
TEXTURED ALUMINUM TRIM

- .018 Mill Finished Aluminum
- .018 White Aluminum
- .018 Brown Aluminum
- Aluminum - 1,000/ctn.



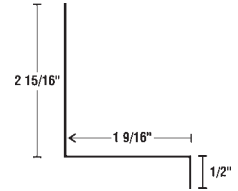
2" ROUND RIDGE ROLL

- Aluminum is Available in White (WA), Brown (BA) and Mill Finished (MF).
- Aluminum - 200/ctn.
- 16 oz. Copper
- 28 ga. Galvanized Steel - 100/ctn.



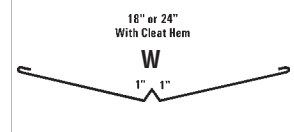
DECK LEDGER FLASHING CAP

- Fits Over Ledger Board and Behind Siding to Protect from Water Damage.
- Color - Gray
- Plastic - 320/ctn.



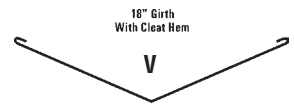
“W” VALLEY - 10' LENGTHS

- Size - 18" & 24" x 10'
- .019 Painted Aluminum is Available in Black (BK) and Brown (9B).
- 16 oz. Copper
- 26 Gauge Galvanized Steel



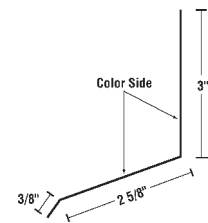
“V” VALLEY

- Size - 18"
- 032 Painted Aluminum is Available in Brown (B) and Black (K)
- Mill Finished Aluminum
- 16 oz. Copper
- Copper is Available in 10' Lengths Only.
- 28 Gauge Galvanized Steel
- Galvanized Steel is Available in Various Lengths - 10' (1) and 8' (8)



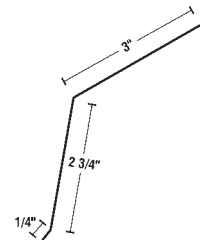
DORMER FLASHING.

- Color is on Underside.
- Painted Aluminum is Available in Brown (B) and Black (K) - 500/ctn.



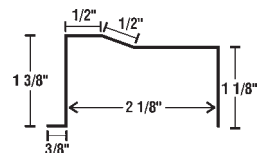
APRON FLASHING - 6" X 8'

- .016 Mill Finished Alum. - 200/ctn.
- .016 Painted Aluminum is Available in Brown (B) and Black (K) - 200/ctn.
- 16 oz. Copper - 80/ctn.



BRICK MOLDING

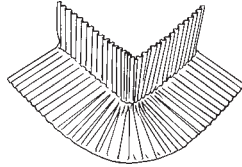
- .016 Painted Aluminum is Available in White Only.
- Painted Aluminum - 200/ctn.



ROOF EDGING AND TRIM - BERGER CONT'D

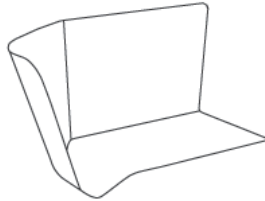
CORNERFLEX® FLASHING

- .012 Mill Finished Aluminum.
- Sold in Full Box Quantities Only.
- 20 pcs./ctn.



POLYPROPYLENE KICK-OUT DIVERTERS

- Durable polypropylene copolymers with UV & heat stabilizers. Available in Brown (B), Grey (G), Tan (T) and White (W).
- Patented design creates downward and outward water flow away from walls.
- Helps prevent water intrusion at roof to wall intersections.
- Easy to install & works with all leading roofing & wall cladding systems.
- Specify Left or Right
- 30 pcs./ctn.



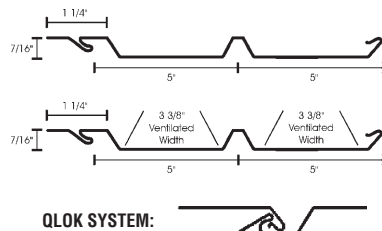
PRODUCT INFORMATION:

- QLOK style is recommended for use in coastal or windy environments.
- Attachment of soffit requires nailing on 12" centers when used in areas subjected to wind uplift and vibration.
- Short soffit overhangs of 16" or less require at least 1 nail per piece central of the hem.

ALUMINUM SOFFIT

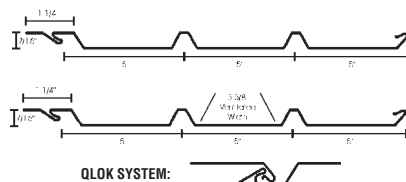
10" QLOK .019 ALUMINUM SOFFIT

- 120'/ctn., 1 sq./ctn., 10 pcs./ctn., 12' per piece
- 9.6 In² Net Free Area/Ft²
- Available in White (WA), Royal Brown (BA), Dark Bronze (DB), and Clay (CL).
- SOLID (NON-VENTILATED)
- VENTILATED



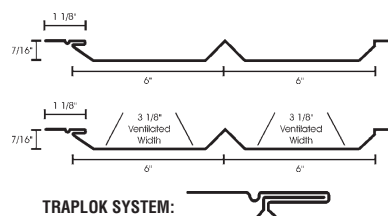
15" QLOK .019 ALUMINUM SOFFIT

- 120'/ctn., 1.5 sqs./ctn., 10 pcs./ctn., 12' per piece
- 4.8 In² Net Free Area/Ft²
- Available in White (WA), Royal Brown (BA).
- SOLID (NON-VENTILATED)
- VENTILATED



12" TRAPLOK .019 ALUMINUM SOFFIT

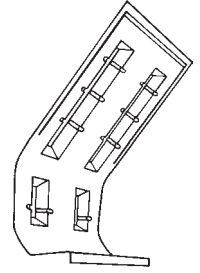
- 120'/ctn., 1.2 sqs./ctn., 10 pcs./ctn., 12' per piece
- 3.5 in² Net Free Area/Ft²
- Available in White (WA), Royal Brown (BA) and Dark Bronze (DB).
- SOLID (NON-VENTILATED)
- VENTILATED



ALUMINUM SOFFIT & ACCESSORIES

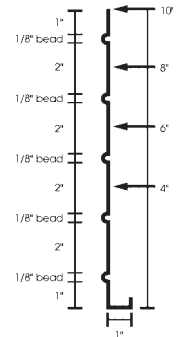
ACCUVENT™ SOFFIT INSULATION BAFFLER

- AccuVent is 22.5" x 41" and Fits Any Size Roof or Truss
- Installs with Six Staples
- Perforated for Adjusted Roof Truss Spacing
- 50 pcs./bundle - 56 bundles/skid



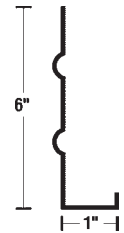
.024 ALUMINUM FASCIA

- 4" Fascia is Available in White (WA) and Royal Brown (BA).
- 6" Fascia is Available in White (WA), Royal Brown (BA), Dark Bronze (DB) and Clay (CL).
- 8" Fascia is Available in White (WA), Clay (CL) and Royal Brown (BA).
- 10" Fascia is Available in White (WA), Royal Brown (BA) and Dark Bronze (DB).
- 300'/ctn. - 25 pcs./ctn.
- Note: 8" Clay Fascia is 12 pcs./ctn.



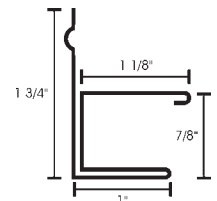
.019 ALUMINUM FASCIA

- 6" Fascia is Available in White (WA), Desert Tan (DT), Granite Gray (GR), Natural Clay (NC), Prairie Sand (PS) and Sandstone Beige (SB).
- 300'/ctn. - 25 pcs./ctn.



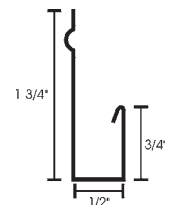
.019 ALUMINUM 1/2 "F" CHANNEL

- Painted Aluminum is Available in White (W), Brown (B), Clay (CL) and Dark Bronze (DB).
- 300'/ctn. - 25 pcs./ctn.



.019 ALUMINUM 1/2 "J" CHANNEL PREMIUM

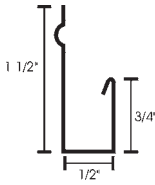
- Painted Aluminum is Available in White (W) and Royal Brown (B).
- 600'/ctn. - 50 pcs./ctn.



ALUMINUM SOFFIT & ACCESSORIES CONT'D

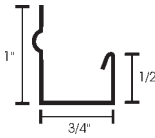
.019 ALUMINUM 1/2 ECONOMY "J" CHANNEL

- Painted Aluminum is Available in White (EW), Brown (BA), Clay (CL), Dark Bronze (DB), Desert Tan (DT), SandstoneBeige (SB)
- 16 Oz. Copper (CP).
- 600'/ctn. - 50 pcs./ctn.



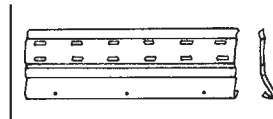
.019 ALUMINUM 3/4 "J" CHANNEL

- Painted Aluminum is Available in White Only.
- 600'/ctn. - 50 pcs./ctn.




STARTER STRIP

- 3" x 10' Aluminum 500 ft. per ctn.
- 3.5" x 10' Aluminum 400 ft. per ctn.
- 3" x 12' Aluminum 480 ft. per ctn.
- 3" x 10' Galvanized Steel 200 ft. per ctn
- 3.5" x 10' Galvanized Steel 200 ft. per ctn.
- Aluminum and Galvanized Steel Starter Strips Have Nail Holes or Slots.



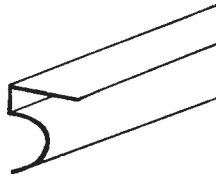
STARTER STRIP

- 3" x 10' Galvanized Steel 250 ft. per ctn
- Galvanized Steel Starter Strip Does Not have Nail Holes or Slots



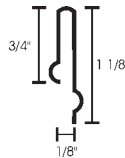
ALUMINUM SOFFIT COVE MOULDING

- Painted Aluminum is Available in White (W) and is .019.
- 25 per ctn. - 300 ft. per ctn.



ALUMINUM UTILITY TRIM

- Painted Aluminum is Available in White Only.
- 600 ft. per ctn.



ALUMINUM TRIM COIL – FIRST AMERICAN

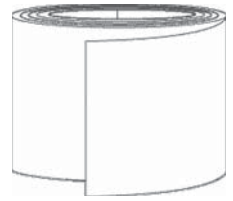
First American Resources Company

First American Coil is intended for installation on residential and light commercial exterior applications. Aluminum trim coil is used for fascia, window & door trim, flashing and other related building applications.

POLY COATING AT 0.018"

Width: 24"
Length: 50'

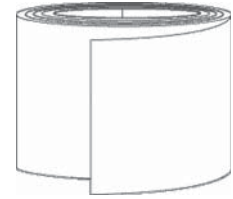
Call for available colors



POLY COATING AT 0.020"

Width: 24"
Length: 50'

Call for available colors



POLY COATING AT 0.024"

Width: 24"
Length: 50'

White

